



R-520M-0

Men's Sport Shell 5000 Jacket



Engineered for high activity. Maximum thermoregulation and excellent moisture transfer make this softshell jacket perfect for active wearer requirements.

- Water resistance to 5000mm and breathability of 5000g/m² per 24 hours (bonded hydrophobic membrane), durable water repellent finish
- Ergonomic shape – body fit creates microclimate for maximum thermoregulation and moisture transfer
- Designed for active living sealed, laser cut pockets with matt waterproof zips on sleeve and chest
- internal MP3 inner pocket
- Adjustable cuffs for comfort and maintenance of personal microclimate
- YKK centre zip
- Fully launderable 30°C wash (gentle cycle) and low temperature tumble dry

MATERIAL:



Advanced softshell fabric with natural stretch; 3 layer bonded hydrophobic substrate; 100% polyester outer; 100% polyester knitted liner



WEIGHT:

250g/m²



PACKING:

Pack 1; Carton 12



LAUNDRY CARE:

Suitable for 30°C wash (gentle cycle) and low temperature tumble dry (do not use fabric softeners)



ORIGIN:

China

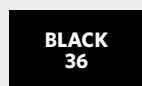
		XS	S	M	L	XL	2XL
Your body measurement							
To fit chest	cm	87/92	92/97	97/102	102/107	107/112	112/117
	Ins	34/36	36/38	38/40	40/42	42/44	44/46
Garment dimensions							
Chest Size: cm		100	106	112	118	124	130
Body Length: cm		63.5	66	68.5	71	73.5	76
Back Length: cm		70	72.5	75	77.5	80	82.5

DECORATOR NOTES

Developed with decoration in mind, this is a tried and tested softshell fabric.



COLOURS



PANTONE®
FABRIC: 19-4005 TPX
PAPER: BLACK C
C:100 M:50 Y:50 K:100



PANTONE®
FABRIC: 16-0439 TPX
PAPER: 7495 C
C:18 M:0 Y:100 K:51



PANTONE®
FABRIC: 19-1764 TPX
PAPER: 1945 C
C:0 M:100 Y:80 K:25



PANTONE®
FABRIC: 19-4010 TPX
PAPER: 532 C
C:100 M:85 Y:35 K:55



PANTONE®
FABRIC: 19-3906 TPX
PAPER: COOLGREY 11 C
C:35 M:5 Y:0 K:85



PANTONE®
FABRIC: 18-4141 TPX
PAPER: 660 C
C:100 M:53 Y:0 K:3



Die ideale Wahl für aktive Träger. Hervorragende Temperatur- und Feuchtigkeitsregulierung machen diese Softshell-Jacke zum perfekten Begleiter bei intensiver körperlicher Betätigung.

- Kadettkragen mit verdeckter Kapuze
- Regenblende über dem Reißverschluss vorne
- Zwei Taschen auf jeder Seite
- Elastische Manschetten
- Aufhänger und Namensetikett
- Maschinenwaschbar bei 40°C



MATERIAL:

Fortschrittliches Softshell-Gewebe mit natürlichen Stretch-Eigenschaften, dreilagiges, verschweißtes, hydrophobes Substrat, Außenmaterial 100% Polyester, gestricktes Futter aus 100% Polyester



GEWICHT:

250g/m²



VERPACKUNG:

Pack 1; Karton 12



WASCHANLEITUNG:

Geeignet für 30° Wäsche (Schongang), im Trockner niedrige Temperatur wählen (bitte keinen Weichspüler verwenden)



HERKUNFT:

China

		XS	S	M	L	XL	2XL
--	--	----	---	---	---	----	-----

Ihre Körper Maße

Brustumfang	cm	87/92	92/97	97/102	102/107	107/112	112/117
	Ins	34/36	36/38	38/40	40/42	42/44	44/46

Kleidergrößen

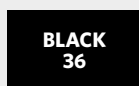
Brustumfang: cm	100	106	112	118	124	130
Körperlänge: cm	63.5	66	68.5	71	73.5	76
Rückenlänge: cm	70	72.5	75	77.5	80	82.5

HINWEISE ZUR VEREDLUNG

Für die Veredelung entwickelt, erprobt und getestet.




FARBEN



PANTONE®
FABRIC: 19-4005 TPX
PAPER: BLACK C
C:100 M:50 Y:50 K:100



PANTONE®
FABRIC: 16-0439 TPX
PAPER: 7495 C
C:18 M:0 Y:100 K:51



PANTONE®
FABRIC: 19-1764 TPX
PAPER: 1945 C
C:0 M:100 Y:80 K:25



PANTONE®
FABRIC: 19-4010 TPX
PAPER: 532 C
C:100 M:85 Y:35 K:55



PANTONE®
FABRIC: 19-3906 TPX
PAPER: COOLGREY 11 C
C:35 M:5 Y:0 K:85



PANTONE®
FABRIC: 18-4141 TPX
PAPER: 660 C
C:100 M:53 Y:0 K:3



All of our measurements are based on actual "To Fit" body sizes and not the size of the actual garment itself e.g. a polo shirt with a chest to fit size of 92-97cms / 36-38" will fit someone with similar chest measurements; trousers with a waist to fit of 50 Europe / 34" will fit someone with similar waist measurements etc.

To help you select the most appropriate size of garment(s) please refer to our measuring tips below.

Chest

Men: measure around the fullest part of the chest, 2.5cms below the underarm area ①

Women: measure around the fullest part of the bust ①

Children: measure under the arms around the fullest part of the chest ①

Collar

Men: measure around the base of the neck ②

Waist

All: measure around the natural waist, ensuring the measuring tape is kept taut ③

Leg Length

All: measure from the top of the inside leg at the crotch down to where trousers are normally worn with shoes ④

Height

Children: standing still, with feet together and flat on the floor, measure from the top of the head to the ground ⑤



Size Guide

All Products (excl. Shirts, Trousers, Shorts & Sweatpants)

Ladies'	XXS	XS	S	M	L	XL	2XL	3XL	4XL	5XL	6XL
Chest to fit (CM)	72-77	77-82	82-87	87-92	92-97	97-102	102-107	107-112	112-117	117-122	122-127
Chest to fit (INS)	28-30	30-32	32-34	34-36	36-38	38-40	40-42	42-44	44-46	46-48	48-50

Dress Size

UK	6	8	10	12	14	16	18	20	22	24	26
France	34	36	38	40	42	44	46	48	50	52	54
Italy	38	40	42	44	46	48	50	52	54	56	58
Germany/Europe	32	34	36	38	40	42	44	46	48	50	52

Men's	XXS	XS	S	M	L	XL	2XL	3XL	4XL	5XL	6XL
Chest to fit (CM)	82-87	87-92	92-97	97-102	102-107	107-112	112-117	117-122	122-127	127-132	132-137
Chest to fit (INS)	32-34	34-36	36-38	38-40	40-42	42-44	44-46	46-48	48-50	50-52	52-54

Shirts

Ladies'	XXS	XS	S	M	L	XL	2XL	3XL	4XL	5XL	6XL
Chest to fit (CM)	72-77	77-82	82-87	87-92	92-97	97-104	104-112	112-120	120-130	130-137	137-144
Chest to fit (INS)	28-30	30-32	32-34	34-36	36-38	38-41	41-44	44-47	47-51	51-54	54-57

Dress Size

UK	6	8	10	12	14	16	18	20	22	24	26
France	34	36	38	40	42	44	46	48	50	52	54
Italy	38	40	42	44	46	48	50	52	54	56	58
Germany/Europe	32	34	36	38	40	42	44	46	48	50	52

Men's	S	M	L	XL	2XL	3XL	4XL	5XL	6XL
Collar to fit (CM)	37-38	39-40	41-42	43-44	45-46	47-48	49-50	51-52	53-54
Dual Collar Sizes (INS)	14.5/15	15.5	16/16.5	17/17.5	18	18.5/19	19.5	20	21
Individual Collar Sizes (INS)	14.5 15	15.5	16 16.5	17 17.5	18	18.5 19	19.5	20	21
Chest to fit (CM)	92-97	97-102	102-107	107-112	112-117	117-122	122-127	127-132	132-137
Chest to fit (INS)	36-38	38-40	40-42	42-44	44-46	46-48	48-50	50-52	52-54

Trousers & Shorts

UK (INS)	28	30	32	34	36	38	40	42	44	46	48
EUROPE	44	46	48	50	52	54	56	58	60	62	64

	Short	Regular	Long
Leg Length (CM)	76	81	86
Leg Length (INS)	30	32	34

Sweatpants

	S	M	L	XL
UK (INS)	30	32	34	36
Europe	46	48	50	52

Blazers

Girls'															
Chest to fit (CM)	68	71	73	76	79	81	84	86	89	91	96	101	106	112	117
Chest to fit (INS)	27	28	29	30	31	32	33	34	35	36	38	40	42	44	46

Boys'																
Chest to fit (CM)	71	73	76	79	81	84	86	89	91	94	96	101	106	112	117	122
Chest to fit (INS)	28	29	30	31	32	33	34	35	36	37	38	40	42	44	46	48

All Children's Products (excl. Sweatpants)

	XS	S	M	L	XL	2XL	3XL	4XL
Age (Years)	1-2	3-4	5-6	7-8	9-10	11-12	13-14	15-16
Height (CM)	90	104	116	128	140	152	164	176
Chest to fit (CM)	51-56	56-63	63-71	71-76	76-81	81-86	86-91	91-96
Chest to fit (INS)	20-22	22-25	25-28	28-30	30-32	32-34	34-36	36-38

Sweatpants (Children)

	S	M	L	XL	2XL
Age (Years)	3-4	5-6	7-8	9-10	11-12
Height (CM)	104	116	128	140	152
Waist to fit (CM)	53	55	58	61	66
Waist to fit (INS)	21	22	23	24	26